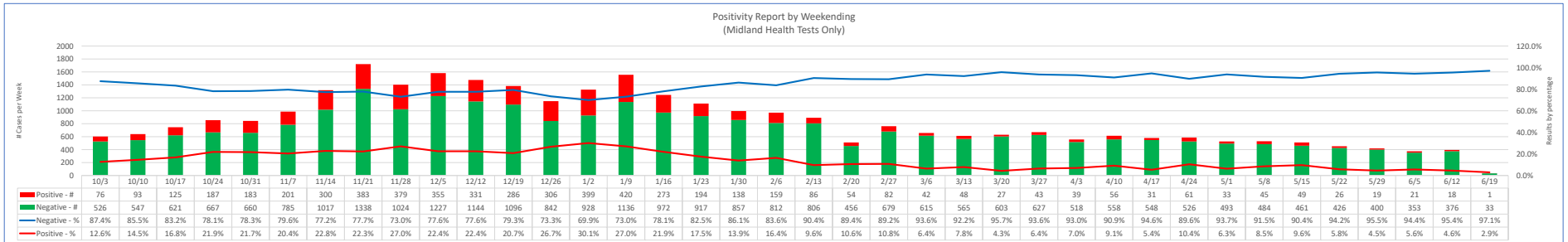
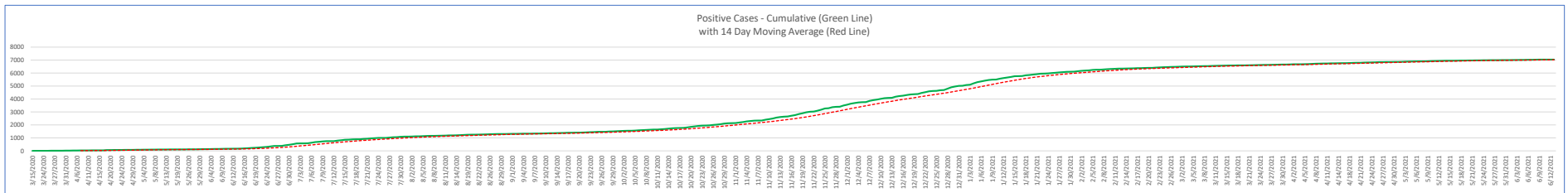
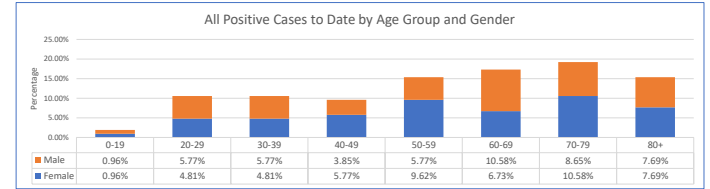
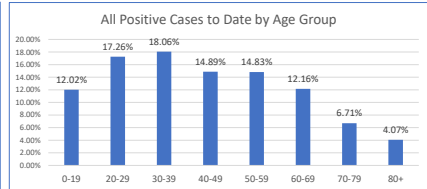
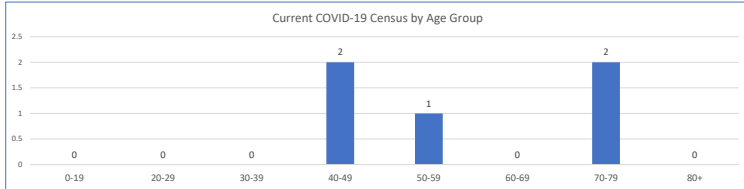
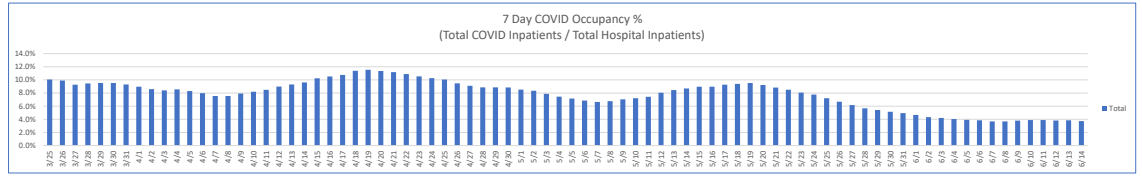


### Midland Health COVID-19 Summary Statistics

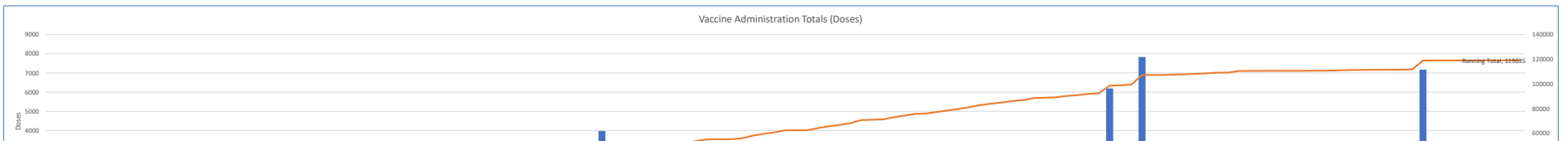
Last Update: 06/14/21 08:16 AM

Current Hospital Census (All COVID Inpatients)		
COVID Status	# Inpatients	On Ventilator
Active	1	0
Convalescing	4	1
<b>COVID Total</b>	<b>5</b>	<b>1</b>
Hospital Occupancy		
Inpatient Rooms	248	Rooms Occupied
		151



12/17/2020 - Convalescing COVID-19 Inpatients Added to Dashboard Totals / (4/22/2021) added COVID occupancy 7 day average chart \*\*\* Total COVID Inpatients/Total Hospital Inpatients Convalescing COVID-19 patients have tested positive over 20 days ago and no longer require isolation (per CDC guidelines), but still require hospital care to treat complications caused by the COVID-19 virus

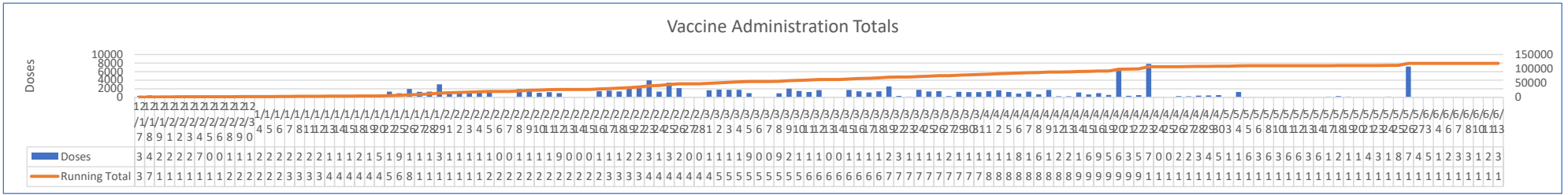
Vaccination Totals	
This Week	36
Last Week	48
This Month	9851
Last Month	9851
<b>Total</b>	<b>119119</b>





### COVID-19 Vaccination Administration Report

Last Update: 06/14/21 08:16 AM



Location	Yesterday	This Week	Last Week	This Month	Last Month	Total
Midland Health - Abell Jr. High	2	2		175	175	177
Midland Health - Alamo JH				112	112	112
Midland Health - Alexander Temple			2			2
Midland Health - Ashton Lodge				6	6	6
Midland Health - Casa De Amigos				30	30	443
Midland Health - Chevron				43	43	43
Midland Health - Dialysis Center				5	5	722
Midland Health - Diamondback				44	44	90
Midland Health - El Paso Food Pantry				42	42	42
Midland Health - Emergency Department						18
Midland Health - Employee Health			22	135	135	6,776
Midland Health - Encompass Rehab						66
Midland Health - EOG Resources				42	42	89
Midland Health - Farmer's Market				18	18	18
Midland Health - Field's Edge						12
Midland Health - Fort Davis (Jeff Davis Co.)						807
Midland Health - Garden City						373
Midland Health - Glasscock County						102
Midland Health - Goddard JH				166	166	166
Midland Health - Golf Course Road CC						7,488
Midland Health - Goodwill Baptist						9
Midland Health - Hillcrest Manor						70
Midland Health - Horseshoe Arena						65,681
Midland Health - Langtry Village						84
Midland Health - Lee Freshman				75	75	75
Midland Health - Lee High School				69	69	138
Midland Health - Manor Park				14	14	463
Midland Health - Marfa (Presidio Co.)						1,590
Midland Health - Midland Christian (School)						211
Midland Health - Midland College				75	75	162
Midland Health - Midland Freshman				91	91	91
Midland Health - Midland High School				87	87	151
Midland Health - Midland Homebound				11	11	165
Midland Health - Midland Medical Lodge				3	3	3
Midland Health - Migrant Facility				9	9	103
Midland Health - MISD				4	4	296
Midland Health - Our Lady Guadalupe	34	34		37	37	71
Midland Health - Ovintiv				62	62	62
Midland Health - Parker Place						60
Midland Health - Pioneer				32	32	67
Midland Health - Polo Park						98
Midland Health - Premier Admin						429

Midland Health - Rockwood Manor			3	3	3
Midland Health - San Jacinto JH			156	156	156
Midland Health - Santa Rita Senior Center					81
Midland Health - SE Senior Center					120
Midland Health - Senior Life					60
Midland Health - Senior Link					48
Midland Health - Springboard			7	7	7
Midland Health - Trinity (School)					72
Midland Health - West Campus		24			24
Transfer - Big Bend Regional (Alpine, Brewster Co.)					1,748
Transfer - DSHS					5,850
Transfer - Endeavor/Marathon Health			54	54	210
Transfer - Graham's Pharmacy (Midland)					465
Transfer - HEB Wadley (Midland)					77
Transfer - Immunize El Paso			7,020	7,020	14,040
Transfer - Lubbock Covenant					150
Transfer - Marfa Country Clinic					885
Transfer - Martin County Hospital					1,372
Transfer - Presidio County Health Services (PCHS)					1,002
Transfer - Scenic Mountain					2,298
Transfer - United RX			1,170	1,170	1,170
Transfer - West Texas Allergy (Midland)			54	54	1,650
	36	36	48	9,851	9,851
					119,119